

Composition des trains grandes lignes – Bourgogne - 1500V - époque Vla 2005- ...

ETE 2005

EXP 17710 MARSEILLE - SENS


BB 7200+B5rtux VTU+B5rtux VTU+B11u VU+B11u VU+A10tu VTU+B11tu VTU+B11u VU+B11tu VTU



ETE 2007

CORAIL LUNÉA 4208 "FLANDRES RIVIERA" LILLE - NICE


BB 22200+A9c9ux VU+B10c10ux VU+AcBcux VU+AcBcux VU+AcBcux VU+AcBcux VU+A9c9ux VU+A9c9ux VU+VL T2+VL MU



ETE 2010

LUNÉA 5706 ST GERVAIS / BOURG ST MAURICE - PARIS


BB 7200+B10c10ux VU+B10c10ux VU+A9c9ux VU+A9c9ux VU+B7c7ux VU+B9½tu VTU+B10c10ux VU+B10c10ux VU+A9c9ux VU+A9c9ux VU+B7c7ux VU+B9½tu VTU



Composition des trains grandes lignes – Bourgogne - 1500V - époque VIa 2005- ...

LUNÉA 5770 VINTIMILLE - PARIS

BB 22200+B10c10ux VU+B10c10ux VU+B10c10ux VU+B10c10ux VU+A9c9ux VU+B10c10ux VU+B10c10ux VU+A9c9ux VU+A9c9ux VU+B7c7ux VU+B9½tu VTU+B9½tu VTU



LUNÉA 5799 PARIS - BRIANÇON

BB 26000+B9½tu VTU+B9½tu VTU+B7c7ux VU+A9c9ux VU+A9c9ux VU+B10c10ux VU+B10c10ux VU

